YAMARIS
MACHINERY PTE LTD
No. 15 Pioneer Sector 3, Singapore 628348
Tel: (65) 6862 9768 / 9627 0967 Fax: (65) 6862 8917
Email: yamaris@singnet.com.sg Website: www.yamaris.com.sg

*Professional & Excellent Quality*

YAMARIS

CONVENTIONAL HORIZONTAL BORING & MILLING MACHINE
CNC DOUBLE COLUMN MACHINING CENTER
CNC HORIZONTAL BORING & MILLING MACHINE WITH EXTENDABLE SPINDLE
CNC HORIZONTAL BORING & MILLING MACHINE

has formed a well-organized integration of the departments of R&D, production, quality management, marketing, and after-sale services. Through this highly integrated cooperation of the departments is able to create sophisticated production techniques revolutionary in the machine tool field.

machine's advantages are not only a result of our innovative and highly skilled R & D personnel or the fact that our engineers have 20-30 years of experience in the development and production of CNC machining centers, but also stem from the feedback of our valued customers. We know that customer-oriented services are the key to survive and even thrive in this highly competitive business.

Our quality control department ensures only high quality components enter the production line. Integrated process control during production, assembly and testing is another vital part of our quality assurance management system.

Therefore products are highly appreciated and widely used for precision parts machining in various industries like machinery, mold & die production, aerospace and others worldwide. always works hard to deliver machines with ever better performance, creating a new bench mark with every new model. We are strongly committed to our company motto: **"Creativity", "Continuity" and "Quality".**

We believe only in a creative environment can R & D perform best. Only continuously questioning old solutions and listening to our customers can ensure our products can stay ahead. We know quality goes far beyond just employing sophisticated testing methods and continuous training of our staff.

From past improvements to new products of the future, we have the experience, the technology and the means to deliver competitive solutions to satisfy the needs of our customers.
Contact us and find out what can do to improve your competitiveness.

R525

R310

T330

Precision is one of the most vital parts in the manufacturing of machinery and we at know that one can only be as precise as ones measurement equipment will allow. Therefore relies on top of the line German precision laser test equipment from Status Pro®
The modular test system was especially designed for the needs of machine manufacturers. The system consists of a laser sender and various receivers with a resolution of up to 0.001mm. The laser sender is self leveling thus avoiding user error. Wireless connections ensure stuck cables will not interfere with precise measurements.

Laser Measurement System

Wireless Ballbar System

utilizes the latest British Renishaw laser and ballbar measurement systems. They offer high performance calibration for machine tools that directly translate into quality and precision benefits to our customers.



## Conventional Horizontal Boring & Milling Machine Series

### Machine Specification

( ) : As Optional

| MODEL | | UNIT | UBM-8514 | UBM-8516 | UBM-8520 |
|---|---|---|---|---|---|
| TABLE | Table Size | mm | 800x1,100 | 800x1,100 | 800x1,400 |
| | T-Slots | mm | 20x7 | | |
| | Maximum Load | kg | 1500 | | 2000 |
| TRAVEL | X Axis | mm | 1400 | 1600 | 2000 |
| | Y Axis | mm | 1200(1400) | | 1400(1700) |
| | Z Axis | mm | 1000 | | 1200(1400) |
| SPINDLE | Diameter | mm | Ø85 | | |
| | Speed | rpm | 1500 | | |
| | Taper | | NT-50(BT-50) | | |
| DISTANCES | Spindle Center to Table | mm | 0-1200(0-1400) | | 0-1400(0-1700) |
| | Spindle Nose to Table Center | mm | 208-1208 | | 300-1500 |
| | Height from ground to table surface | mm | 926 | | |

★Specifications are subject to change without prior notice.

### STANDARD ACCESSORIES :

1. Hydraulic pump
2. Lubrication system
   (For 3 axes guide ways)
3. Adjusting tools kit
4. Linear scales & display
5. Air clamping device
6. Tapping

### OPTIONAL ACCESSORIES :

1. Various rotary tables are available
   (600x600x72D、600x600x360D、700x700x72D
   700x700x360D、800x800x72D、800x800x360D)

## UDM CNC Double Column Machining Center
## ( 2 linear guide ways)

### Machine Specification

UDM - X X X X / A B
A(x100mm): X Axis Travel
B(x100mm): Distance Between Columns
( ) : As Optional

| MODEL | | UNIT | UDM-2216 | UDM-3216 | UDM-4216 | UDM-2221 | UDM-3221 | UDM-4221 | UDM-5221 | UDM-3226 | UDM-4226 | UDM-5226 |
|---|---|---|---|---|---|---|---|---|---|---|---|---|
| TABLE | Table Size | mm | 2000x1400 | 3000x1400 | 4000x1400 | 2000x1800 | 3000x1800 | 4000x1800 | 5000x1800 | 3000x2200 | 4000x2200 | 5000x2200 |
| | T-Slots | mm | 22 | | | | | | | | | |
| | Maximum Load | ton | 6 | 9 | 10 | 8 | 10 | 12 | 15 | 12 | 14 | 18 |
| TRAVEL | X Axis | mm | 2200 | 3200 | 4200 | 2200 | 3200 | 4200 | 5200 | 3200 | 4200 | 5200 |
| | Y Axis | mm | 1500 | | | 2000 | | | | 2500 | | |
| | Z Axis | mm | 800(1000、1200) | | | | | | | | | |
| SPINDLE | Spindle Servo Motor (cont /30min) | kW | 15/18.5 (22/26) | | | | | | | | | |
| | Speed | rpm | 4000(6000) | | | | | | | | | |
| | Taper | | 7/24 taper NO.50、BT-50 | | | | | | | | | |
| DISTANCES | Between Two Columns | mm | 1600 | | | 2100 | | | | 2600 | | |
| | Spindle Nose to Table Center | mm | 200-1000 (200-1200、200-1400) | | | | | | | | | |

★Specifications are subject to change without prior notice.

### STANDARD ACCESSORIES :

1.Glass window type splash guard
2.Programmable coolant system
3.Automatic lubrication system
4.Spindle air blast system
5.Working lamp
6.Alarm lamp for abnormal situation
7.Indication lamp for dwell & end of job
8.Levelling bolts & pads
9.Screw auger & chain type chip conveyors
10. Toolbox with spanners & wrenches
11. M.P.G
12. Machine inspection lists
13. Controller manuals
14. Circuit diagram
15. Auto power off
16. RS-232 terminal interface
17. Spindle coolant system
18. Hydraulic system
19. Heat exchanger

### OPTIONAL ACCESSORIES :

1.Auxiliary work table
2.CNC rotary table
3.ATC unit (24/32/40/60 tools)
4.Tool Presetter(TS-27)
5.Workpiece coordinate measuring(OMP 60)
6.Various milling heads are available
7.Linear scale feedback
8.Coolant through spindle
9.Tool shank with oil mist
10. Cutting coolant mist device
11. Programable coolant nozzle
12. Air conditioner at cabinet
13. Auto heat compensation



## UDM CNC Double Column Machining Center
## ( 3 linear guide ways)

### Machine Specification

UDM - X X X X / A B
A(x100mm): X Axis Travel
B(x100mm): Distance Between Columns
( ) : As Optional

| MODEL | | UNIT | UDM-4228 | UDM-5228 | UDM-6228 | UDM-4232 | UDM-5232 | UDM-6232 | UDM-7232 | UDM-4236 | UDM-5236 | UDM-6236 | UDM-7236 |
|---|---|---|---|---|---|---|---|---|---|---|---|---|---|
| TABLE | Table Size | mm | 4000x2500 | 5000x2500 | 6000x2500 | 4000x2900 | 5000x2900 | 6000x2900 | 6000x2900 | 4000x3000 | 5000x3000 | 6000x3000 | 6000x3000 |
| | T-Slots | mm | 22 | | | | | | | | | | |
| | Maximum Load | ton | 16 | 20 | 24 | 16 | 20 | 24 | 24 | 16 | 20 | 24 | 24 |
| TRAVEL | X Axis | mm | 4200 | 5200 | 6200 | 4200 | 5200 | 6200 | 7200 | 4200 | 5200 | 6200 | 7200 |
| | Y Axis | mm | 3200 | | | 3600 | | | | 4000 | | | |
| | Z Axis | mm | 800(1000、1200) | | | | | | | | | | |
| SPINDLE | Spindle Servo Motor (cont /30min) | kW | 15/18.5 (22/26) | | | | | | | | | | |
| | Speed | rpm | 4000(6000) | | | | | | | | | | |
| | Taper | | 7/24 taper NO.50、BT-50 | | | | | | | | | | |
| DISTANCES | Between Two Columns | mm | 2800 | | | 3200 | | | | 3600 | | | |
| | Spindle Nose to Table Center | mm | 200-1000(200-1200、200-1400) | | | | | | | | | | |

★Specifications are subject to change without prior notice.

### STANDARD ACCESSORIES :

1.Glass window type splash guard
2.Programmable coolant system
3.Automatic lubrication system
4.Spindle air blast system
5.Working lamp
6.Alarm lamp for abnormal situation
7.Indication lamp for dwell & end of job
8.Levelling bolts & pads
9.Screw auger & chain type chip conveyors
10. Toolbox with spanners & wrenches
11. M.P.G
12. Machine inspection lists
13. Controller manuals
14. Circuit diagram
15. Auto power off
16. RS-232 terminal interface
17. Spindle coolant system
18. Hydraulic system
19. Heat exchanger

### OPTIONAL ACCESSORIES :

1.Auxiliary work table
2.CNC rotary table
3.ATC unit (ATC 24,ATC32,ATC40,ATC60)
4.Tool Presetter(TS-27)
5. Workpiece coordinate measuring(OMP 60)
6.Various milling heads are available
7.Linear scale feedback
8.Coolant through spindle
9.Tool shank with oil mist
10. Cutting coolant mist device
11. Programable coolant nozzle
12. Air conditioner at cabinet
13. Auto heat compensation

## UBM-W CNC Horizontal Boring & Milling Machine With Extendable Spindle (Fixed Column)

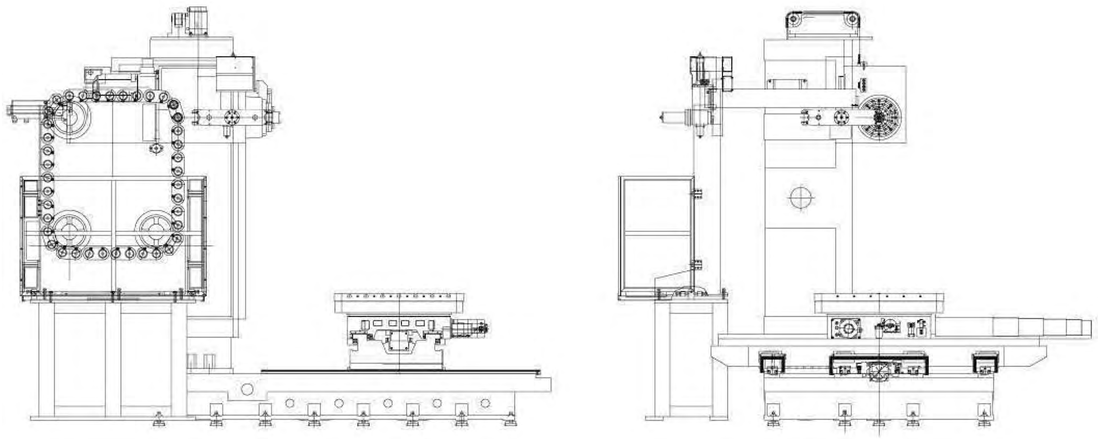

### Machine Specification

( ) : As Optional

| MODEL | | UNIT | UBM-11020RS |
|---|---|---|---|
| TABLE | Table Size | mm | 1250x1250x0.001° |
| | T-Slots | mm | 22X7 |
| | Maximum Load | kg | 4000 |
| TRAVEL | X Axis | mm | 2000 |
| | Y Axis | mm | 1700 |
| | Z Axis | mm | 1400 |
| | W Axis | mm | 400 |
| SPINDLE | Diameter | mm | Ø110 |
| | Speed | rpm | 3000 |
| | Taper | | 7/24 taper ISO.50、BT-50 |
| DISTANCES | Spindle Center to Table | mm | 0-1700 |
| | Spindle Nose to Table Center | mm | 60-1860 |
| | Height from ground to table surface | mm | 1280 |

★Specifications are subject to change without prior notice.

### STANDARD ACCESSORIES :

1.Linear scale on X,Y,Z axes
2.Spindle oil cooler
3.Automatic power off
4.Hydraulic system
5.Coolant system
6.Lubricator system
7.Alarm lamp
8.Work lamp
9.M.P.G.
10. RS232C interface
11. Heat exchanger
12. Chip conveyor and cart
13. Leveling bolts& pads
14. Controller manuals and circuit diagram
15. Operation manuals
16. Machine inspection lists
17. Splash guards (around the table)
18. Tool box
19. FANUC 32i-B as standard
20. ATC : 40 Tools

### OPTIONAL ACCESSORIES :

1. Various ATC are available(60/90 Tools)
2. Oil mist device
3. Variety of controllers (FANUC/Meldas/Siemens/HEIDENHAIN/SELCA)
4. Various auxiliary work tables are available
5. Air conditioner at cabinet
6. Extension sleeve 300mm
7. Coolant through spindle
8. Various work tables are available (1200x1000x360D)



## UBM-W CNC Horizontal Boring & Milling Machine With Extendable Spindle (Movable Column-Rotary Table)

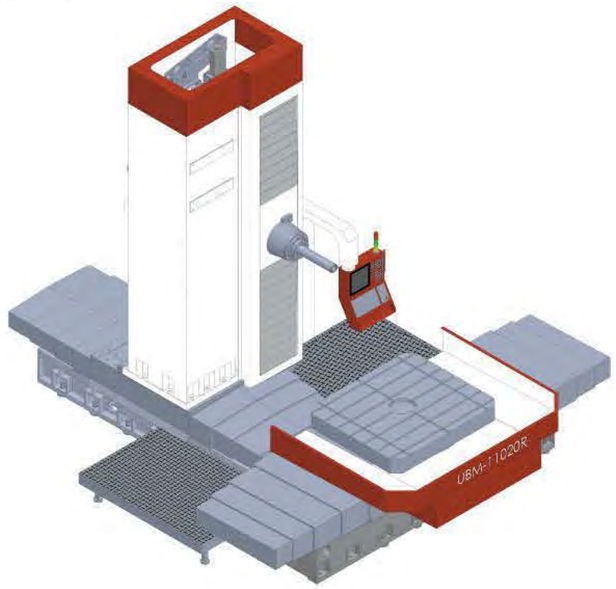


### Machine Specification

( ) : As Optional

| MODEL | | UNIT | UBM-11020R | UBM-11025R | UBM-11032R | UBM-11042R | UBM-13032R | UBM-13042R |
|---|---|---|---|---|---|---|---|---|
| TABLE | Table Size | mm | 1400x1600 x0.001° | | | | 1800x2000x0.001° | |
| | T-Slots | mm | 24x7 | | | | 28x9 | |
| | Maximum Load | kg | 7000 | | | | 15000(20000) | |
| TRAVEL | X Axis | mm | 2000 | 2500 | 3200 | 4200 | 3200 | 4200 |
| | Y Axis | mm | 2000(2500) | | | | 2500(3000) | |
| | Z Axis | mm | 1700 | | | | 2000 | |
| | W Axis | mm | 550 | | | | 700(900) | |
| SPINDLE | Diameter | mm | Ø110 | | | | Ø130 | |
| | Speed | rpm | 2500 | | | | 2000 | |
| | Taper | | 7/24 錐度ISO.50、BT-50 | | | | 7/24錐度ISO.50、BT-50 | |
| DISTANCES | Spindle Center to Table | mm | 0-2,000(2,500) | | | | 0-2,500(3,000) | |
| | Spindle Nose to Table Center | mm | 0-2250 | | | | 50~2750 | |
| | Height from ground to table surface | mm | 1,225 | | | | 1,420 | |

★Specifications are subject to change without prior notice.

### STANDARD ACCESSORIES :

1.Linear scale on X,Y,Z axes
2.Spindle oil cooler
3.Automatic power off
4.Hydraulic system
5.Coolant system
6.Lubricator system
7.Alarm lamp
8.Work lamp
9.M.P.G.
10. RS232C interface
11. Heat exchanger
12. Chip conveyor and cart
13. Leveling bolts& pads
14. Controller manuals and circuit diagram
15. Operation manuals
16. Machine inspection lists
17. Splash guards (around the table)
18. Tool box
19. FANUC 32i-B as standard
20. ATC : 40 Tools

### OPTIONAL ACCESSORIES :

1. Various ATC are available (60/90/120 Tools)
2. Oil mist device
3. Variety of controllers (FANUC/Meldas/Siemens/HEIDENHAIN/SELCA)
4. Various auxiliary work tables are available
5. Air conditioner at cabinet
6. Extension sleeve 300mm/500mm
7. Coolant through spindle
8. Various work tables are available
   For model UBM-110xxR-(1600x1800)
   For model UBM-130xxR-(2000x2200、2400x2200)
9. Manual 90° Angular Milling Head
10. FACING HEAD

## UBM-W CNC Horizontal Boring & Milling Machine With Extendable Spindle (Movable Column-Long Table)

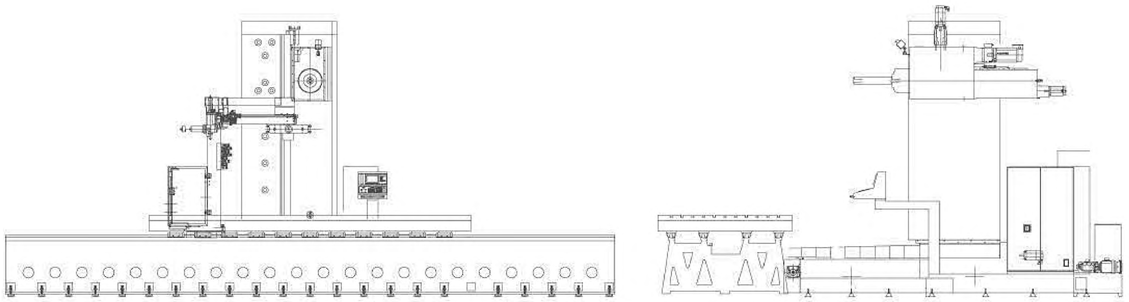

### Machine Specification

( ) : As Optional

| MODEL | | UNIT | UBM-11022 | UBM-11032 | UBM-11042 | UBM-13052 | UBM-13062 |
|---|---|---|---|---|---|---|---|
| TABLE | Table Size | mm | 2000x1400 | 3000x1400 | 4000x1400 | 5000x2500 | 6000x2500 |
| | T-Slots | mm | 22 | 22 | 22 | 28 | 28 |
| | Maximum Load | ton | 10 | 12 | 15 | 30 | 40 |
| TRAVEL | X Axis | mm | 2200 | 3200 | 4200 | 5200 | 6200 |
| | Y Axis | mm | 2000(2500) | | | 2,500(3000) | |
| | Z Axis | mm | 1700 | | | 2000 | |
| | W Axis | mm | 550 | | | 700(900) | |
| SPINDLE | Diameter | mm | Ø110 | | | Ø130 | |
| | Speed | rpm | 2500 | | | 2000 | |
| | Taper | | 7/24 taper ISO.BT-50 | | | 7/24 taper ISO.BT-50 | |
| DISTANCES | Spindle Center to Table | mm | 0-2000(2,500) | | | 0-2500(3000) | |
| | Spindle Nose to Table Center | mm | 0-2250 | | | 200-2900(0-2900) | |
| | Height from ground to table surface | mm | 1225 | | | 1420 | |

★Specifications are subject to change without prior notice.

### STANDARD ACCESSORIES :

1.Linear scale on X,Y,Z axes
2.Spindle oil cooler
3.Automatic power off
4.Hydraulic system
5.Coolant system
6.Lubricator system
7.Alarm lamp
8.Work lamp
9.M.P.G.
10. RS232C interface
11. Heat exchanger
12. Chip conveyor and cart
13. Leveling bolts& pads
14. Controller manuals and circuit diagram
15. Operation manuals
16. Machine inspection lists
17. Splash guards (around the table)
18. Tool box
19. FANUC 32i-B as standard
20. ATC : 40 Tools

### OPTIONAL ACCESSORIES :

1. Various ATC are available (60 Tools)
2. Oil mist device
3. Variety of controllers (FANUC/Meldas/Siemens/HEIDENHAIN/SELCA)
4. Various auxiliary work tables are available
5. Air conditioner at cabinet
6. Extension sleeve 300mm/500mm
7. Coolant through spindle
8. Manual 90° Angular Milling Head
9. FACING HEAD

## UHM CNC Horizontal Boring & Milling Machine Series

### Machine Specification

( ) : As Optional

| MODEL | | UNIT | UHM-630 | UHM-800 |
|---|---|---|---|---|
| TABLE | Table Size | mm | 630x630 | 800x800 |
| | T-Slots | mm | 20 x 5 | 22 x 7 |
| | Maximum Load | kg | 1500 | 2500 |
| | Indexing Degree | mm | 5°/72 (1°/360) | 1°/360 |
| | Clamping Force | mm | 4000 | 6000 |
| TRAVEL | X Axis | mm | 1500 | 2000 |
| | Y Axis | mm | 1200 | 1400(1700) |
| | Z Axis | mm | 1000 | 1400(1600) |
| SPINDLE | Speed | rpm | 4000(6000) | |
| | Taper | | 7 / 24 taper ISO.50、BT-50 | |
| DISTANCES | Spindle Center to Table | mm | 0-1200 | 0-1400(1700) |
| | Spindle Nose to Table Center | mm | 225-1225 | 260-1660(1860) |
| | Height from ground to table surface | mm | 1110 | 1325 |

★Specifications are subject to change without prior notice.

### STANDARD ACCESSORIES :

1.Linear scale on X,Y,Z axes
2.Spindle oil cooler
3.Automatic power off
4.Hydraulic system
5.Coolant system
6.Lubricator system
7.Alarm lamp
8.Work lamp
9.M.P.G.
10. RS232C interface
11. Heat exchanger
12. Chip conveyor and cart
13. Leveling bolts& pads
14. Controller manuals and circuit diagram
15. Operation manuals
16. Machine inspection lists
17. Splash guards (around the table)
18. Tool box
19. FANUC 0i MD as standard
20. ATC : 40 Tools

### OPTIONAL ACCESSORIES :

1. ATC : 60 Tools
2. Oil mist device
3. Variety of controllers (FANUC/Meldas/Siemens/HEIDENHAIN/SELCA)
4. Various auxiliary work tables are available
5. Air conditioner at cabinet
6. Coolant through spindle
7. Various work tables are available
   For Model UHM-630 -(700x700、700x900)
   For Model UHM-800-(800x1000、1000x1000)
8. Indexing table 0.001°( For Model UHM-630)
9. Positioning block for Oil-Feed Holder