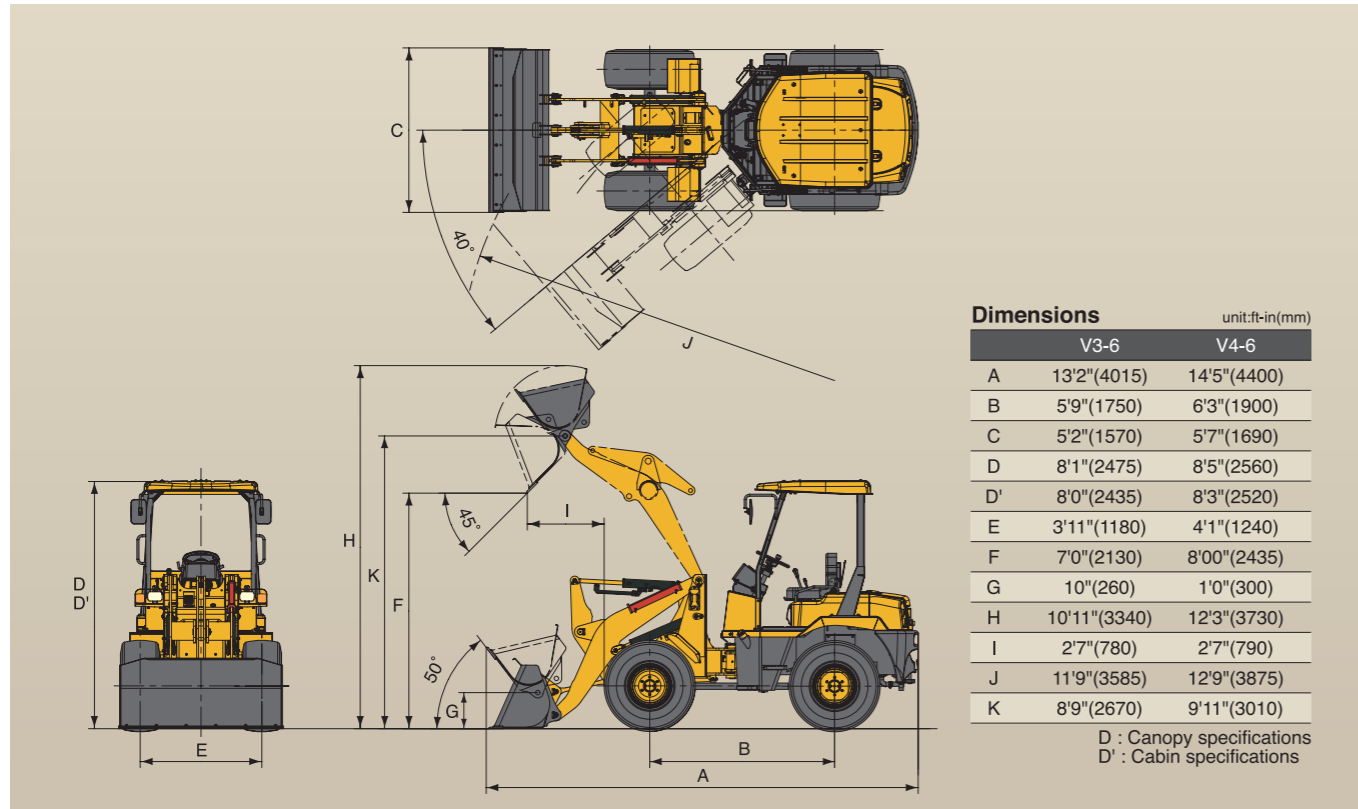


V3-6 | **V4-6**

Engine Output: 22.6kW(30.3hp) | 30.1kW(40.4hp)



Dimensions		unit:ft-in(mm)	
	V3-6	V4-6	
A	13'2"(4015)	14'5"(4400)	
B	5'9"(1750)	6'3"(1900)	
C	5'2"(1570)	5'7"(1690)	
D	8'1"(2475)	8'5"(2560)	
D'	8'0"(2435)	8'3"(2520)	
E	3'11"(1180)	4'1"(1240)	
F	7'0"(2130)	8'00"(2435)	
G	10"(260)	1'0"(300)	
H	10'11"(3340)	12'3"(3730)	
I	2'7"(780)	2'7"(790)	
J	11'9"(3585)	12'9"(3875)	
K	8'9"(2670)	9'11"(3010)	

D : Canopy specifications
D' : Cabin specifications

Specifications

MODEL		V3-6	V4-6	
ENGINE	Type	water-cooled 3-cyl. diesel		
	Model	3TNV88-BNKAH		
	Output	HP(kW)/min ⁻¹ 30.3(22.6) /2500		
	Displacement	cu.in(ft) 100.2 (1.642)		
PERFORMANCE	Std. bucket capacity	cu.yd(m ³) 0.52 (0.4)		
	Operating load	lb(kN) 1962 (8.7)		
	Lifting capacity at low end	lb(kN) 5760 (25.6)		
	Tipping load	straight	lb(kN) 4785 (21.3)	
		full turn	lb(kN) 3924 (17.4)	
	Breakout force	lb(kN) 5400 (24.0)		
	Dumping clearance	ft-in(mm) 7'0" (2130)		
	Traveling speed	mph(km/h) 11.8 (19.0)		
	Oscillation angle	degree ±8		
	Min.turning radius	ft-in(mm) 11'9" (3585)		
Min.ground clearance	ft-in(mm) 10" (260)			
PTO	Front Hyd.PTO	PSI(kPa) 3000(20590)		
		GPM(L/min) 10.7 (40.5)		
STEERING	Type	Center-pivot frame articulation with full hyd. power		
	Articulate angle	degree 40		
TRANSMISSION	Type	Automatic hydrostatic		
DRIVES	Type	4-wheel drive		
WHEELS	Type	12.5/70-16-6PR		
BRAKES	Type	Fully enclosed, mechanical, wet, multiple disc		
OPERATING WEIGHT	Canopy	lb(kg) 6801 (3085)		
	Cabin	lb(kg) 7264 (3295)		
TRANSPORT. DIMENSIONS	L×W×H	ft-in 13'2"×5'2"×8'1"		
		mm 4015×1570×2475		
		4400×1690×2560		

Note : All information presented in this Brochure is subject to change without notice.

YANMAR CONSTRUCTION EQUIPMENT CO.,LTD.

OVERSEAS SALES DEPT.
CUSTOMER SUPPORT MANAGEMENT DIVISION.
1717-1 Kumano, Chikugo,Fukuoka 833-0055 JAPAN
TEL:+81-942-53-5465 FAX:+81-942-53-5132
yanmar.com



Stable Ride, Smooth to Operate, Great Mobility on Big Jobsites, Highly Maneuverable in Tight Areas.

YANMAR WHEEL LOADER

V3-6 V4-6



Flexible Absorption of Uneven Ground.

Rear Axle Oscillation

The traction force of the machine is transmitted securely in uneven terrain through the use of rear axle oscillation. It reduces operator fatigue and helps keep operation level.



Dual-Mode Control for Multiple Jobs.

Fully Automatic Mode

Just press the accelerator. The machine will accelerate smoothly and change travel speed automatically.

Fixed Speed Mode

Maximum travel speed is fixed at low speed mode irrespective of accelerator operation. Powerful, smooth job operation at a low traveling speed – a convenient mode for jobs in restricted areas.



Everyone's a Skilled Operator Now.

Auto-Leveler

A single lever operation places the bucket level on the ground, automatically. The bucket moves swiftly back to the scooping position after dumping. It makes everyone a skilled operator.



Mechanical Parallel Linkage

Equally effective with pallet forks and other non-bucket attachments.

A Large, Sturdy Counter-weight Guards the Rear.

Damage to the rear is common in loader work. The rear, including turn signals, is securely protected by a large cast iron counter-weight. It is safe, sturdy and strong. Good stability is, of course, maintained during loader work.



Designed for Both Work And Comfort High Performance for Loading, Moving and All Other Basic Tasks

YANMAR WHEEL LOADER


V3-6 V4-6

Single Lever Operation for Forward/Reverse. Column Shift with Safety Lock

A single lever operation for shuttle shifting between forward/reverse. A safety lock prevents mis-operation.

F-R gear change lever

F-R gear change lever lock




As Easy as Driving a Car. Parking Brake Pedal and Release Lever

Just push on the pedal to apply the parking brake. Hydraulic cut-off system prevents the machine from moving while the brake is on. The brake is released by a lever.




Release lever



Parking brake pedal

Inching Pedal



Inching Pedal

A pedal connects/disconnects engine transmission. Push down to disconnect the drive force and release to reconnect the engine.

Clear Instrument Panel

Power steering wheel

Spacious legroom

Hazard lights flasher

Brake pedal

Accel pedal

Bucket operation lever

Roomy Seat and Plenty of Space for Getting in and Out Suspension Seat & Walkthrough Design

Comfortable suspension seat with retractable seatbelt and reclining back. Get in and out from either side with this walk-through design.



Smooth and Simple Bucket Work Loader Joystick



Up, down, tilt, dumping and floating as well.

Auxiliary Hydraulics PTO

For the use of additional attachments, PTO is piped to the front.



Safe, Productive and Designed for Easy Daily Maintenance

YANMAR WHEEL LOADER

V3-6 V4-6



Convenient grip with mirror



Two-stage step for safe mounting/dismounting



Flasher and side combination work light



Backup light and buzzer for safe reversing



Wide Access for Easy Maintenance.

The hood opens wide. Remove the hood and floor plate to view the power line from the engine to HST transmission at a glance. It is easy to service even those usually hard to reach areas.



Easy floor plate removal

Warm and Comfortable in the Cold

YANMAR WHEEL LOADER

V3-6 V4-6



Deluxe ROPS cabin

A large cabin for a spacious operating environment and great visibility with wide glass window. Heater and front and rear wiper with window washer equipped as standard.



heater



rearview mirror & room light



drink holder



defroster



A Clean & Silent Engine that Complies with EPA Requirements.

New C&S Engine

Equipped with Yanmar's new TNV series engines, in full compliance with EPA regulations. These are the low exhaust engines for a more ecological age.

Ultra Quieter Loader + Low Fuel Consumption

Silent diesel engine with sophisticated measures for shutting down and reducing noise. The result is an ultra quiet loader, friendly not only to the operator but to the whole community. Low fuel consumption will also slash operating costs.

Clean & Silent