

# SS304/316 PIPE FITTINGS

## Pressure

- 150 LBS

## Steel Grades

Fittings are manufactured conforming to the requirements of:

- ASTM A 351 GR CF – 8 (304)
- ASTM A 351 GR CF – 8M (316)
- SCS – 14, SUS – 316
- SUS – 316L

## Threads

Threads on fittings are made in accordance to:

- NPT – ANSI B2. 1
- BSPT, PT – BS 21. 1973
- DIN – DIN 2999.

## Dimensions

Fitting's dimension is, unless or otherwise specified, conforming to:

- DIN 2986, 2987, 2988...
- ANSI B16.3, B16.4...




## Chemical Composition


*Unit: Percentage*



| Alloy | Specification            | Carbon      | Manganese   | Silicon     | Chromium  | Nickel    | Molybdenum  | Phosphorus  | Sulfur      |
|-------|--------------------------|-------------|-------------|-------------|-----------|-----------|-------------|-------------|-------------|
| 304   | ASTM A-351<br>GR CF – 8  | Max<br>0.08 | Max<br>1.50 | Max<br>2.00 | 16.0~21.0 | 8.0~11.0  | Max<br>0.05 | Max<br>0.04 | Max<br>0.04 |
| 316   | ASTM A-351<br>GR CF – 8M | Max<br>0.08 | Max<br>1.50 | Max<br>1.50 | 18.0~21.0 | 9.0~12.0  | 2.0~3.0     | Max<br>0.04 | Max<br>0.04 |
| 316   | SCS – 14,<br>SUS – 316   | Max<br>0.08 | Max<br>1.50 | Max<br>1.00 | 16.0~18.0 | 10.0~14.0 | 2.0~3.0     | Max<br>0.04 | Max<br>0.03 |
| 316L  | SUS – 316L               | Max<br>0.08 | Max<br>2.0  | Max<br>1.00 | 16.0~18.0 | 12.0~15.0 | 2.0~3.0     | Max<br>0.04 | Max<br>0.03 |


# Product List



|   |       |   |      |  |      |   |      |
|---|-------|---|------|--|------|---|------|
| Hex Plug  | 371H  | Square Plug   | 371S | FxM Adapter  | 372  | Hex Bushing   | 373  |
|    |       |    |      |    |      |    |      |
| Socket  | 374   | Half Socket   | 374H | Reducing Socket  | 375  | Hex Nipple  | 376  |
|    |       |    |      |    |      |    |      |
| Reducing Nipple   | 377   | Street Elbow  | 378  | Female Elbow   | 379  | Female Elbow 45°  | 379A |
|   |       |   |      |   |      |   |      |
| Reducing Elbow  | 379R  | Female Tee  | 380  | Reducing Female Tee  | 380R | Hose Nipple   | 381  |
|  |       |  |      |  |      |  |      |
| Special Hose Nipple   | 381R  | Cross   | 387  | Lock Nut   | 391  | Swivel Union w or w/o Washer  | 393  |
|  |       |  |      |  |      |  |      |
| Teflon Washer   | 393TW | Hex Cap   | 397H | Round Cap  | 397R | Barrel Nipple   | 305  |
|  |       |  |      |  |      |  |      |




| Part Name   | Part No.                              | Specifications  |             |
|---|---------------------------------------|-----------------|-------------|
| <b>Hex Plug</b>   | <b>371H</b>                           | 1/8"            |             |
|    |                                       | 1/4"            |             |
|   |                                       | 3/8"            |             |
|   |                                       | 1/2"            |             |
|   |                                       | 3/4"            |             |
|   |                                       | 1"              |             |
|   |                                       | 1 1/4"          |             |
|   |                                       | 1 1/2"          |             |
|   | *Male Thd is available in BSPT or NPT |                 | 2"          |
|   |                                       |                 |             |
| <b>Square Plug</b>  | <b>371S</b>                           | 1/8"            |             |
|   |                                       | 1/4"            |             |
|   |                                       | 3/8"            |             |
|   |                                       | 1/2"            |             |
|   |                                       | 3/4"            |             |
|   |                                       | 1"              |             |
|   |                                       | 1 1/4"          |             |
|   |                                       | 1 1/2"          |             |
|   | *Male Thd is available in BSPT or NPT |                 | 2"          |
|   |                                       |                 |             |
| <b>Adapter (F x M)</b>  | <b>372</b>                            | 1/4" F x 1/8" M |             |
|  |                                       | 1/4" F x 1/4" M |             |
|   |                                       | 3/8" F x 1/4" M |             |
|   |                                       | 3/8" F x 3/8" M |             |
|   |                                       | 1/2" F x 1/4" M |             |
|   |                                       | 1/2" F x 3/8" M |             |
|   |                                       | 1/2" F x 1/2" M |             |
|   |                                       | 3/4" F x 3/8" M |             |
|   |                                       | 3/4" F x 1/2" M |             |
|   |                                       | 3/4" F x 3/4" M |             |
|   |                                       | 1" F x 1/2" M   |             |
|   |                                       | 1" F x 3/4" M   |             |
|   | *Thd is available in BSPT or NPT      |                 | 1" F x 1" M |

| Part Name   | Part No. | Specifications                   |                  |
|---|----------|----------------------------------|------------------|
|  | 373      | 1/4''M x 1/8'' F                 |                  |
|   |          | 3/8''M x 1/8'' F                 |                  |
|   |          | 3/8''M x 1/4'' F                 |                  |
|   |          | 1/2''M x 1/8'' F                 |                  |
|   |          | 1/2''M x 1/4'' F                 |                  |
|   |          | 1/2''M x 3/8'' F                 |                  |
|   |          | 1/2''M x 3/8'' F                 |                  |
|   |          | 3/4''M x 1/4'' F                 |                  |
|   |          | 3/4''M x 3/8'' F                 |                  |
|   |          | 3/4''M x 1/2'' F                 |                  |
|   |          | 1''M x 1/4'' F                   |                  |
|   |          | 1''M x 3/8'' F                   |                  |
|   |          | 1''M x 1/2'' F                   |                  |
|   |          | 1''M x 3/4'' F                   |                  |
|   |          | 1 1/4''M x 1/2'' F               |                  |
|   |          | 1 1/4''M x 3/4'' F               |                  |
|   |          | 1 1/4''M x 1'' F                 |                  |
|   |          | 1 1/2''M x 1/2'' F               |                  |
|   |          | 1 1/2''M x 3/4'' F               |                  |
|   |          | 1 1/2''M x 1'' F                 |                  |
|   |          | 1 1/2''M x 1 1/4'' F             |                  |
|   |          | 2''M x 1/2'' F                   |                  |
|   |          | 2''M x 3/4'' F                   |                  |
|   |          | 2''M x 1'' F                     |                  |
|   |          | 2''M x 1 1/4'' F                 |                  |
|   |          | *Thd is available in BSPT or NPT | 2''M x 1 1/2'' F |

| Part Name   | Part No.                                | Specifications |
|---|---|----------------|
| <b>Socket</b>   | <b>374</b>                              | 1/8"           |
|    |   | 1/4"           |
|   |   | 3/8"           |
|   |   | 1/2"           |
|   |   | 3/4"           |
|   |   | 1"             |
|   |   | 1 1/4"         |
|   |   | 1 1/2"         |
|   |   | 2"             |
|   |   | 2 1/2"         |
|   |   | 3"             |
|   | *Female Thd is available in BSPT or NPT |                |
|   |   |                |
| <b>Half Socket</b>  | <b>374H</b>                             | 1/8"           |
|  |   | 1/4"           |
|   |   | 3/8"           |
|   |   | 1/2"           |
|   |   | 3/4"           |
|   |   | 1"             |
|   |   | 1 1/4"         |
|   |   | 1 1/2"         |
| *Female Thd is available in BSPT or NPT   |   | 2"             |


| Part Name   | Part No.                                | Specifications      |
|---|---|---------------------|
|  | <b>375</b>                              | 1/4" F x 1/8" F     |
|   |   | 3/8" F x 1/8" F     |
|   |   | 3/8" F x 1/4" F     |
|   |   | 1/2" F x 1/8" F     |
|   |   | 1/2" F x 1/4" F     |
|   |   | 1/2" F x 3/8" F     |
|   |   | 3/4" F x 1/4" F     |
|   |   | 3/4" F x 3/8" F     |
|   |   | 3/4" F x 1/2" F     |
|   |   | 1" F x 1/4" F       |
|   |   | 1" F x 3/8" F       |
|   |   | 1" F x 1/2" F       |
|   |   | 1" F x 3/4" F       |
|   |   | 1 1/4" F x 1/2" F   |
|   |   | 1 1/4" F x 3/4" F   |
|   |   | 1 1/4" F x 1" F     |
|   |   | 1 1/2" F x 1/2" F   |
|   |   | 1 1/2" F x 3/4" F   |
|   |   | 1 1/2" F x 1" F     |
|   |   | 1 1/2" F x 1 1/4" F |
|   |   | 2" F x 1/2" F       |
|   |   | 2" F x 3/4" F       |
|   |   | 2" F x 1" F         |
|   |   | 2" F x 1 1/4" F     |
|   | *Female Thd is available in BSPT or NPT |                     |

| Part Name   | Part No. | Specifications                        |
|---|----------|---------------------------------------|
|    | 376      | 1/8"                                  |
|   |          | 1/4"                                  |
|   |          | 3/8"                                  |
|   |          | 1/2"                                  |
|   |          | 3/4"                                  |
|   |          | 1"                                    |
|   |          | 1 1/4"                                |
|   |          | 1 1/2"                                |
|   |          | 2"                                    |
|   |          | 2 1/2"                                |
|   |          | 3"                                    |
|   |          | 4"                                    |
|   |          | *Male Thd is available in BSPT or NPT |
|   |          |                                       |
|  | 377      | 1/4" M x 1/8" M                       |
|   |          | 3/8" M x 1/8" M                       |
|   |          | 3/8" M x 1/4" M                       |
|   |          | 1/2" M x 1/8" M                       |
|   |          | 1/2" M x 1/4" M                       |
|   |          | 1/2" M x 3/8" M                       |
|   |          | 3/4" M x 1/4" M                       |
|   |          | 3/4" M x 3/8" M                       |
|   |          | 3/4" M x 1/2" M                       |
|   |          | 1" M x 1/4" M                         |
|   |          | 1" M x 3/8" M                         |
|   |          | 1" M x 1/2" M                         |
|   |          | 1" M x 3/4" M                         |
|   |          | 1 1/4" M x 1/2" M                     |
|   |          | 1 1/4" M x 3/4" M                     |
|   |          | 1 1/4" M x 1" M                       |
|   |          | 1 1/2" M x 1/2" M                     |
|   |          | 1 1/2" M x 3/4" M                     |
|   |          | 1 1/2" M x 1" M                       |
|   |          | 1 1/2" M x 1 1/4" M                   |
|   |          | 2" M x 1/2" M                         |
|   |          | 2" M x 3/4" M                         |

|   |   |                  |
|---|---|------------------|
|   |   | 2''M x 1'' M     |
|   |   | 2''M x 1 1/4'' M |
| *Male Thd is available in BSPT or NPT   |   | 2''M x 1 1/2'' M |
|   |   |                  |
| <b>Street Elbow</b>   | <b>378</b>                              | 1/8''            |
|    |   | 1/4''            |
|   |   | 3/8''            |
|   |   | 1/2''            |
|   |   | 3/4''            |
|   |   | 1''              |
|   |   | 1 1/4''          |
|   |   | 1 1/2''          |
|   |   | 2''              |
|   |   | 2 1/2''          |
|   |   | 3''              |
|   | *Thd is available in BSPT or NPT        |                  |
|   |   |                  |
| <b>Female Elbow</b>   | <b>379</b>                              | 1/8''            |
|  |   | 1/4''            |
|   |   | 3/8''            |
|   |   | 1/2''            |
|   |   | 3/4''            |
|   |   | 1''              |
|   |   | 1 1/4''          |
|   |   | 1 1/2''          |
|   |   | 2''              |
|   |   | 2 1/2''          |
|   | *Female Thd is available in BSPT or NPT |                  |
|   |   |                  |
| <b>Female Elbow 45°</b>   | <b>379A</b>                             | 1/8''            |
|  |   | 1/4''            |
|   |   | 3/8''            |
|   |   | 1/2''            |
|   |   | 3/4''            |
|   |   | 1''              |
|   |   | 1 1/4''          |



|   |                 |                       |
|---|-----------------|-----------------------|
|   |                 | 1 1/2"                |
| *Female Thd is available in BSPT or NPT   |                 | 2"                    |
| <b>Part Name</b>  | <b>Part No.</b> | <b>Specifications</b> |
| <b>Reducing Elbow</b>   | <b>379R</b>     | 1/4" F x 1/8" F       |
|    |                 | 3/8" F x 1/4" F       |
|   |                 | 1/2" F x 3/8" F       |
|   |                 | 3/4" F x 3/8" F       |
|   |                 | 3/4" F x 1/2" F       |
|   |                 | 1" F x 1/2" F         |
|   |                 | 1" F x 3/4" F         |
| *Female Thd is available in BSPT or NPT   |                 |                       |
| <b>Female Tee</b>   | <b>380</b>      | 1/8"                  |
|   |                 | 1/4"                  |
|   |                 | 3/8"                  |
|   |                 | 1/2"                  |
|   |                 | 3/4"                  |
|   |                 | 1"                    |
|   |                 | 1 1/4"                |
|   |                 | 1 1/2"                |
|   |                 | 2"                    |
|   |                 | 2 1/2"                |
|   |                 | 3"                    |
| *Female Thd is available in BSPT or NPT   |                 |                       |
| <b>Reducing Tee</b>   | <b>380R</b>     | 1/4" F x 1/8" F       |
|  |                 | 3/8" F x 1/8" F       |
|   |                 | 3/8" F x 1/4" F       |
|   |                 | 1/2" F x 1/4" F       |
|   |                 | 1/2" F x 3/8" F       |
|   |                 | 3/4" F x 1/4" F       |
|   |                 | 3/4" F x 3/8" F       |
|   |                 | 3/4" F x 1/2" F       |
|   |                 | 1" F x 1/2" F         |
|   |                 | 1" F x 3/4" F         |
|   |                 | 1 1/4" F x 1/2" F     |
|   |                 | 1 1/4" F x 3/4" F     |
|   |                 | 1 1/4" F x 1" F       |




|   |            |                       |
|---|------------|-----------------------|
|   |            | 1 1/2''F x 1/2'' F    |
|   |            | 1 1/2''F x 3/4'' F    |
|   |            | 1 1/2''F x 1'' F      |
|   |            | 1 1/2''F x 1 1/4'' F  |
|   |            | 2''F x 3/4'' F        |
|   |            | 2''F x 1'' F          |
|   |            | 2''F x 1 1/4'' F      |
| *Female Thd is available in BSPT or NPT   |            | 2''F x 1 1/2'' F      |
|   |            |                       |
| <b>Hose Nipple</b>  | <b>381</b> | 1/4''ID x 1/8'' M     |
|  |            | 1/4''ID x 1/4'' M     |
|   |            | 1/4''ID x 3/8'' M     |
|   |            | 1/4''ID x 1/2'' M     |
|   |            | 1/4''ID x 3/4'' M     |
|   |            | 5/16''ID x 1/4'' M    |
|   |            | 5/16''ID x 3/8'' M    |
|   |            | 5/16''ID x 1/2'' M    |
|   |            | 3/8''ID x 1/4'' M     |
|   |            | 3/8''ID x 3/8'' M     |
|   |            | 3/8''ID x 1/2'' M     |
|   |            | 1/2''ID x 1/4'' M     |
|   |            | 1/2''ID x 3/8'' M     |
|   |            | 1/2''ID x 1/2'' M     |
|   |            | 1/2''ID x 3/4'' M     |
|   |            | 1/2''ID x 1'' M       |
|   |            | 5/8''ID x 3/8'' M     |
|   |            | 5/8''ID x 1/2'' M     |
|   |            | 5/8''ID x 3/4'' M     |
|   |            | 3/4''ID x 1/2'' M     |
|   |            | 3/4''ID x 3/4'' M     |
|   |            | 3/4''ID x 1'' M       |
|   |            | 1''ID x 1/2'' M       |
|   |            | 1''ID x 3/4'' M       |
|   |            | 1''ID x 1'' M         |
|   |            | 1 1/4''ID x 1 1/4'' M |
|   |            | 1 1/2''ID x 1 1/2'' M |


\*Male Thd is available in BSPT or NPT

2''ID x 2'' M

Da Zhou Trading

| Part Name   | Part No.    | Specifications                          |
|---|-------------|---|
| <b>Special Hose Nipple</b>  | <b>381R</b> | 1 1/4" ID x 1" M                        |
|   |             | 1 1/2" ID x 1 1/4" M                    |
|    |             | 2" ID x 1 1/2" M                        |
|   |             | *Male Thd is available in BSPT or NPT   |
| <b>Cross</b>  |             |   |
| <b>Cross</b>  | <b>387</b>  | 1/8"                                    |
|    |             | 1/4"                                    |
|   |             | 3/8"                                    |
|   |             | 1/2"                                    |
|   |             | 3/4"                                    |
|   |             | 1"                                      |
|   |             | 1 1/4"                                  |
|   |             | 1 1/2"                                  |
|   |             | *Female Thd is available in BSPT or NPT |
| <b>Lock Nut</b>   |             |   |
| <b>Lock Nut</b>   | <b>391</b>  | 1/8"                                    |
|  |             | 1/4"                                    |
|   |             | 3/8"                                    |
|   |             | 1/2"                                    |
|   |             | 3/4"                                    |
|   |             | 1"                                      |
|   |             | 1 1/4"                                  |
|   |             | 1 1/2"                                  |
|   |             | *Female Thd is available in BSPT or NPT |
| <b>Swivel Union</b>   |             |   |
| <b>Swivel Union</b>   | <b>393</b>  | 1/8"                                    |
|  |             | 1/4"                                    |
|   |             | 3/8"                                    |
|   |             | 1/2"                                    |
|   |             | 3/4"                                    |
|   |             | 1"                                      |
|   |             | 1 1/4"                                  |
|   |             | 1 1/2"                                  |
|   |             | *Female Thd is available in BSPT or NPT |

| Part Name   | Part No.                         | Specifications |
|---|----------------------------------|----------------|
| <b>Teflon Washer</b>  | <b>393TW</b>                     | 1/8"           |
|    |                                  | 1/4"           |
|   |                                  | 3/8"           |
|   |                                  | 1/2"           |
|   |                                  | 3/4"           |
|   |                                  | 1"             |
|   |                                  | 1 1/4"         |
|   |                                  | 1 1/2"         |
|   |                                  | 2"             |
|   |                                  |                |
| <b>Hex Cap</b>  | <b>397H</b>                      | 1/8"           |
|   |                                  | 1/4"           |
|   |                                  | 3/8"           |
|   |                                  | 1/2"           |
|   |                                  | 3/4"           |
|   |                                  | 1"             |
|   |                                  | 1 1/4"         |
|   |                                  | 1 1/2"         |
|   | *Thd is available in BSPT or NPT |                |
|   |                                  |                |
| <b>Round Cap</b>  | <b>397R</b>                      | 1/8"           |
|  |                                  | 1/4"           |
|   |                                  | 3/8"           |
|   |                                  | 1/2"           |
|   |                                  | 3/4"           |
|   |                                  | 1"             |
|   |                                  | 1 1/4"         |
|   |                                  | 1 1/2"         |
|   | *Thd is available in BSPT or NPT |                |

| Part Name   | Part No.   | Specifications  |
|---|------------|---|
| <b>Barrel Nipple</b>  | <b>305</b> | 1/8" x (1 1/2" / 2" / 2 1/2" / 3" / 4" / 5" / 6" lgth)          |
|  |            | 1/4" x (1 1/2" / 2" / 2 1/2" / 3" / 4" / 5" / 6" lgth)          |
|   |            | 3/8" x (1 1/2" / 2" / 2 1/2" / 3" / 4" / 5" / 6" lgth)          |
|   |            | 1/2" x (1 1/2" / 2" / 2 1/2" / 3" / 3 1/2" / 4" / 5" / 6" lgth) |
|   |            | 3/4" x (2" / 2 1/2" / 3" / 3 1/2" / 4" / 5" / 6" / 8" lgth)     |
|   |            | 1" x (1 1/2" / 2" / 2 1/2" / 3" / 4" / 5" / 6" lgth)            |
|   |            | 1 1/4" x (4" / 5" / 6" / 7" / 8" lgth)                          |
|   |            | 1 1/2" x (4" / 5" / 6" / 7" / 8" lgth)                          |
|   |            | 2" x (4" / 5" / 6" / 7" / 8" / 10" lgth)                        |
|   |            | 2 1/2" x (4" / 6" / 8" lgth)                                    |
|   |            | 3" x (4" / 5" / 6" / 8" lgth)                                   |

Da Zhou Trade