











SS316 Ball Valves

Part Name	Part No.	Specifications
1pc Reduced Bore ; 1000W.O.G 	R1-C	1/4"
		3/8"
		1/2"
		3/4"
		1"
		1 1/4"
		1 1/2"
		2"
		<hr/>
1pc Butterfly Handle 	R1-B	1/4"
		3/8"
		1/2"
		3/4"
		1"
		1 1/4"
		1 1/2"
		2"
		<hr/>
'Coval' Hex Ball Valve ; 800 W.O.G 	TB102	3/8"
		3/8"
		3/4"
		1"
		1 1/4"
		1 1/2"
		2"
<hr/>		
2pc Bull Port 1000psi BV 	M2-C	Male x Female Ball Valve
		1/4"



Part Name	Part No.	Specifications
2pc Full Port 1000W.O.G 	M2-C	1/4"
		3/8"
		1/2"
		3/4"
		1"
		1 1/4"
		1 1/2"
		2"
2pc STD Port ; 2000W.O.G 	R-2	1/4"
		3/8"
		1/2"
		3/4"
2pc Full Port 3000W.O.G 	R-3	3/8"
		3/8"
		3/4"
		1"
3pc Wafer Disc Check Valve 	M-3WC	800 PSI
		3/4"

Part Name	Part No.	Specifications
3pc Full Port 1000W.O.G	M-3	1/4"
		3/8"
		1/2"
		3/4"
		1"
		1 1/4"
		1 1/2"
		2"
		3"
3 Way Ball Valve ; 1000W.O.G	3W-L/T	Option of L-Port or T-Port
		1/4"
		3/8"
		1/2"
		3/4"
		1"
Globe Valve	GL	Full Port Pressure Temperature Rating 200PSI/W.O.G ; 350F.S.P
		1/4"
		3/8"
		1/2"
		3/4"
		1"
		1 1/4"
		1 1/2"
		2"



Part Name	Part No.	Specifications
Gate Valve	GA	Full Port Pressure Temperature Rating 200PSI/W.O.G ; 350F.S.P
		1/2"
		3/4"
		1"
		1 1/4"
		1 1/2"
		2"
Swing Check Valve	CK-1	Full post pressure temperature rating 200 PSI /W.O.G. 350F S.P.
		3/8"
		1/2"
		3/4"
		1"
		1 1/4"
		1 1/2"
	2"	
Y-Strainer Standard Port	Y-1	Pressure rating 600 PSI, Maximum Working Temperature 230°C
		3/8"
		1/2"
		3/4"
		1"
		1 1/4"
		1 1/2"
	2"	

SS316 High Pressure Valves

Part Name	Specifications
	1/4" F
	3/8" F
	1/2" F
	1/4" OD
	3/8" OD
	1/2" OD
	6 mm OD
	8 mm OD
	10 mm OD
	12 mm OD
	1/4" M x F
	3/8" M x F
	1/2" M x F
	1/4" M x F
	1/4" F
	3/8" F
	1/2" F

Part Name	Specifications
2pc Ball Valve 6000PSI	1/4" F
	3/8" F
	1/2" F
	3/4" F

Da Zhou Trading